



| Sl. No.      | Category of creditor   | Summary of claims received |                         | Summary of claims admitted |                           | Amount of contingent claims | Amount of claims not admitted | Amount of claims under verification | Details in Annexure | Remarks, if any |
|--------------|--|----------------------------|-------------------------|----------------------------|---------------------------|-----------------------------|-------------------------------|-------------------------------------|---------------------|-----------------|
|              |  | No. of claims              | Amount                  | No. of claims              | Amount of claims admitted |                             |                               |                                     |                     |                 |
| 1            | Secured financial creditors belonging to any class of creditors                                    | -                          | -                       | -                          | -                         | -                           | -                             | -                                   | 1                   |                 |
| 2            | Unsecured financial creditors belonging to any class of creditors                                  | -                          | -                       | -                          | -                         | -                           | -                             | -                                   | 2                   |                 |
| 3            | Secured financial creditors (other than financial creditors belonging to any class of creditors)   | 1                          | 7,500,000.00            | 1                          | 7,500,000.00              | -                           | -                             | -                                   | 3                   |                 |
| 4            | Unsecured financial creditors (other than financial creditors belonging to any class of creditors) | -                          | -                       | -                          | -                         | -                           | -                             | -                                   | 4                   |                 |
| 5            | Operational creditors (Workmen)  | -                          | -                       | -                          | -                         | -                           | -                             | -                                   | 5                   |                 |
| 6            | Operational creditors (Employees)  | -                          | -                       | -                          | -                         | -                           | -                             | -                                   | 6                   |                 |
| 7            | Operational creditors (Government Dues)  | 42                         | 6,024,419.00            | 42                         | 5,922,646.00              | -                           | 101,773.00                    | -                                   | 7                   |                 |
| 8            | Operational creditors (other than Workmen and Employees and Government Dues)                       | 1                          | 265,500.00              | 1                          | 265,500.00                | -                           | -                             | -                                   | 8                   |                 |
| 9            | Other creditors, if any, (other than financial creditors and operational creditors)                | 223                        | 7,572,339,199.00        | 223                        | 7,572,339,199.00          | -                           | -                             | -                                   | 9                   |                 |
| <b>Total</b> |  | <b>267</b>                 | <b>7,586,129,118.00</b> | <b>267</b>                 | <b>7,586,027,345.00</b>   | <b>-</b>                    | <b>101,773.00</b>             | <b>-</b>                            |                     |                 |




**Annexure-1**  
**List of secured financial creditors belonging to any class of creditors**

| Sl. No. | Name of creditor | Identification No. | Details of claim received |                | Details of claim admitted |                 |                                     |                             |                 |                          | Amount of contingent claim | Amount of any mutual dues, that may be set-off | Amount of claim not admitted | Amount of claim under verification | Remarks, if any |    |
|---------|------------------|--------------------|---------------------------|----------------|---------------------------|-----------------|-------------------------------------|-----------------------------|-----------------|--------------------------|----------------------------|--|------------------------------|------------------------------------|-----------------|----|
|         |                  |                    | Date of receipt           | Amount claimed | Amount of claim admitted  | Nature of claim | Amount covered by security interest | Amount covered by guarantee | Whether related | % of voting share in CoC |                            |  |                              |                                    |                 |    |
| NA      | NA               | NA                 | NA                        | NA             | NA                        | NA              | NA                                  | NA                          | NA              | NA                       | NA                         | NA   | NA                           | NA                                 | NA              | NA |



**Annexure-2**  
**Name of the corporate debtor: SARSWATI SALES PRIVATE LIMITED**  
**; Date of commencement of liquidation : 7/11/2019; List of creditors as on: 5/2/2021**  
**List Of Unsecured Financial Creditor**


| Sl.No. | Name of creditor            | Identifica<br>tion No. | Details of claim received |                | Details of claim admitted   |                    |                                  |                                   |                              | Amount<br>of any<br>mutual<br>dues, that<br>may be | Amount<br>of claim<br>not<br>admitted | Amount<br>of claim<br>under<br>verificati<br>on | Remarks<br>if any |                             |
|--------|-----------------------------|------------------------|---------------------------|----------------|-----------------------------|--------------------|----------------------------------|-----------------------------------|------------------------------|--|---------------------------------------|---|-------------------|-----------------------------|
|        |                             |                        | Date of receipt           | Amount claimed | Amount of<br>claim admitted | Nature of<br>claim | Amount<br>covered by<br>security | Amount<br>covered by<br>guarantee | Whether<br>related<br>party? |  |                                       |   |                   | % of voting<br>share in CoC |
| 1      | D K Jain Properties pvt ltd | UFC-1                  | 02-07-19                  | 7500000        | 7500000                     | Financial          | NA                               | NA                                | NA                           |  | NA                                    | 0   | NA                | NA                          |
|        |                             |                        | <b>Total</b>              | <b>7500000</b> | <b>7500000</b>              |                    |                                  |                                   |                              |  |                                       |   |                   |                             |



Annexure - 3

List of secured financial creditors (other than financial creditors belonging to any class of creditors)


| Sl. No. | Name of creditor | Identification No. | Details of claim received |                | Details of claim admitted |                 |                                     |                             |                        |                       |    | Amount of contingent claim |    | Amount of any mutual dues, that may be set-off |    | Amount of claim not admitted |    | Amount of claim under verification | Remarks, if any |    |
|---------|------------------|--------------------|---------------------------|----------------|---------------------------|-----------------|-------------------------------------|-----------------------------|------------------------|-----------------------|----|----------------------------|----|--|----|------------------------------|----|------------------------------------|-----------------|----|
|         |                  |                    | Date of receipt           | Amount claimed | Amount of claim admitted  | Nature of claim | Amount covered by security interest | Amount covered by guarantee | Whether related party? | % voting share in CoC |    |                            |    |  |    |                              |    |                                    |                 |    |
| NA      | NA               | NA                 | NA                        | NA             | NA                        | NA              | NA                                  | NA                          | NA                     | NA                    | NA | NA                         | NA | NA   | NA | NA                           | NA | NA                                 | NA              | NA |



Annexure - 4

List of unsecured financial creditors (other than financial creditors belonging to any class of creditors)


| Sl. No. | Name of creditor | Identification No. | Details of claim received |                | Details of claim admitted |                 |                             |                        |                          |    | Amount of contingent claim | Amount of any mutual dues, that may beset-off | Amount of claim not admitted | Amount of claim under verification | Remarks, if any |    |    |    |    |
|---------|------------------|--------------------|---------------------------|----------------|---------------------------|-----------------|-----------------------------|------------------------|--------------------------|----|----------------------------|---|------------------------------|------------------------------------|-----------------|----|----|----|----|
|         |                  |                    | Date of receipt           | Amount claimed | Amount of claim admitted  | Nature of claim | Amount covered by guarantee | Whether related party? | % of voting share in CoC |    |                            |   |                              |                                    |                 |    |    |    |    |
| NA      | NA               | NA                 | NA                        | NA             | NA                        | NA              | NA                          | NA                     | NA                       | NA | NA                         | NA  | NA                           | NA                                 | NA              | NA | NA | NA | NA |



Annexure – 5

List of operational creditors (Workmen)

| Sl. No. | Name of authorised representative, if any | Name of work man | Identification No. | Details of claim received |                | Details of claim admitted |                 |                        |                                      | Amount of contingent claim | Amount of any mutual dues, that may be set-off | Amount of claim under verification | Amount of claim not admitted | Remarks, if any |     |
|---------|---|------------------|--------------------|---------------------------|----------------|---------------------------|-----------------|------------------------|--------------------------------------|----------------------------|--|------------------------------------|------------------------------|-----------------|-----|
|         |   |                  |                    | Date of receipt           | Amount claimed | Amount of claim admitted  | Nature of claim | Whether related party? | % voting share in CoC, if applicable |                            |  |                                    |                              |                 |     |
| NA.     | NA.                                       | NA.              | NA.                | NA.                       | NA.            | NA.                       | NA.             | NA.                    | NA.                                  | NA.                        | NA.  | NA.                                | NA.                          | NA.             | NA. |



## Annexure-6

Name of the corporate debtor: SARSWATI SALES PRIVATE LIMITED  
; Date of commencement of liquidation : 7/11/2019; List of creditors as on: 5/2/2021


## List of operational creditors (Employees)

| Sl. No. | Name of authorised representative, if any | Name of employee          | Identification No. | Details of claim |                  | Details of claim admitted |                 |                        |   | Amount of contingent claim | Amount of any mutual dues, that may be set-off | Amount of claim under verification | Amount of claim not admitted | Remarks, if any |  |
|---------|---|---------------------------|--------------------|------------------|------------------|---------------------------|-----------------|------------------------|---|----------------------------|--|------------------------------------|------------------------------|-----------------|--|
|         |   |                           |                    | Date of receipt  | Amount claimed   | Amount of claim admitted  | Nature of claim | Whether related party? | % of voting share in CoC, if applicable |                            |  |                                    |                              |                 |  |
| 1       | NA.                                       | ABHISHEK BAGDIYA          | E-1                | 28-11-19         | 45,000           | 45,000                    | EMPLOYEE        | NA                     | NA                                      | NA                         | NA   | NA                                 |                              |                 |  |
| 2       | NA.                                       | AJAY TANDON               | E-2                | 28-11-19         | 75,152           | 75,152                    | EMPLOYEE        | NA                     | NA                                      | NA                         | NA   | NA                                 |                              |                 |  |
| 3       | NA.                                       | ANKUSH KUMAR              | E-3                | 28-12-19         | 90,000           | 90,000                    | EMPLOYEE        | NA                     | NA                                      | NA                         | NA   | NA                                 |                              |                 |  |
| 4       | NA.                                       | ANULI KUMAR SHARMA        | E-4                | 03-01-20         | 37,780           | 37,780                    | EMPLOYEE        | NA                     | NA                                      | NA                         | NA   | NA                                 |                              |                 |  |
| 5       | NA.                                       | ARUN KUMAR BINOTRA        | E-5                | 03-01-19         | 25,380           | 25,380                    | EMPLOYEE        | NA                     | NA                                      | NA                         | NA   | NA                                 |                              |                 |  |
| 6       | NA.                                       | ASHISH MURKKA             | E-6                | 27-11-19         | 80,658           | 80,658                    | EMPLOYEE        | NA                     | NA                                      | NA                         | NA   | NA                                 |                              |                 |  |
| 7       | NA.                                       | BHARAT MISHRA             | E-7                | 28-11-19         | 74,800           | 74,800                    | EMPLOYEE        | NA                     | NA                                      | NA                         | NA   | NA                                 |                              |                 |  |
| 8       | NA.                                       | BRJENDER SINGH JANWAR     | E-8                | 05-01-20         | 21,838           | 21,838                    | EMPLOYEE        | NA                     | NA                                      | NA                         | NA   | NA                                 |                              |                 |  |
| 9       | NA.                                       | CHANDRA KISHOR            | E-9                | 16-12-19         | 150,000          | 150,000                   | EMPLOYEE        | NA                     | NA                                      | NA                         | NA   | NA                                 |                              |                 |  |
| 10      | NA.                                       | DEVESH KUMAR RAI          | E-10               | 05-12-19         | 168,803          | 168,803                   | EMPLOYEE        | NA                     | NA                                      | NA                         | NA   | NA                                 |                              |                 |  |
| 11      | NA.                                       | DILIP KUMAR TIWARI        | E-11               | 18-12-19         | 140,343          | 140,343                   | EMPLOYEE        | NA                     | NA                                      | NA                         | NA   | NA                                 |                              |                 |  |
| 12      | NA.                                       | DINESH KUMAR TIWARI       | E-12               | 28-11-19         | 54,150           | 54,150                    | EMPLOYEE        | NA                     | NA                                      | NA                         | NA   | NA                                 |                              |                 |  |
| 13      | NA.                                       | GIRISH CHANDRA MAHESHWARI | E-13               | 05-12-19         | 150,000          | 150,000                   | EMPLOYEE        | NA                     | NA                                      | NA                         | NA   | NA                                 |                              |                 |  |
| 14      | NA.                                       | JATINDER SIDHU            | E-14               | 03-01-20         | 267,000          | 267,000                   | EMPLOYEE        | NA                     | NA                                      | NA                         | NA   | NA                                 |                              |                 |  |
| 15      | NA.                                       | JAYBEER SINGH JADAUN      | E-15               | 03-12-19         | 248,025          | 248,025                   | EMPLOYEE        | NA                     | NA                                      | NA                         | NA   | NA                                 |                              |                 |  |
| 16      | NA.                                       | LALIT NARAYAN MISHRA      | E-16               | 28-11-19         | 415,000          | 415,000                   | EMPLOYEE        | NA                     | NA                                      | NA                         | NA   | NA                                 |                              |                 |  |
| 17      | NA.                                       | MANOJ KUMAR SHARMA        | E-17               | 03-01-20         | 230,600          | 230,600                   | EMPLOYEE        | NA                     | NA                                      | NA                         | NA   | NA                                 |                              |                 |  |
| 18      | NA.                                       | MUKESH BHATNAGAR          | E-18               | 03-12-19         | 159,467          | 159,467                   | EMPLOYEE        | NA                     | NA                                      | NA                         | NA   | NA                                 |                              |                 |  |
| 19      | NA.                                       | NAKESH CHANDRA SHUKLA     | E-19               | 03-12-19         | 377,645          | 377,645                   | EMPLOYEE        | NA                     | NA                                      | NA                         | NA   | NA                                 |                              |                 |  |
| 20      | NA.                                       | PANKAJ KUMAR BASRA        | E-20               | 05-12-19         | 429,324          | 429,324                   | EMPLOYEE        | NA                     | NA                                      | NA                         | NA   | NA                                 |                              |                 |  |
| 21      | NA.                                       | PASHUPATI NATH PATHAK     | E-21               | 03-12-19         | 127,712          | 127,712                   | EMPLOYEE        | NA                     | NA                                      | NA                         | NA   | NA                                 |                              |                 |  |
| 22      | NA.                                       | PEEYUSH AGGARWAL          | E-22               | 03-12-19         | 108,929          | 108,929                   | EMPLOYEE        | NA                     | NA                                      | NA                         | NA   | NA                                 |                              |                 |  |
| 23      | NA.                                       | PRADEEP SAXENA            | E-23               | 28-11-19         | 135,000          | 135,000                   | EMPLOYEE        | NA                     | NA                                      | NA                         | NA   | NA                                 |                              |                 |  |
| 24      | NA.                                       | RAHUL SINGH               | E-24               | 03-01-20         | 163,762          | 163,762                   | EMPLOYEE        | NA                     | NA                                      | NA                         | NA   | NA                                 |                              |                 |  |
| 25      | NA.                                       | RAKESH JINDAL             | E-25               | 18-12-19         | 138,000          | 138,000                   | EMPLOYEE        | NA                     | NA                                      | NA                         | NA   | NA                                 |                              |                 |  |
| 26      | NA.                                       | RAMESHWAR GUPTA           | E-26               | 18-12-19         | 55,888           | 55,888                    | EMPLOYEE        | NA                     | NA                                      | NA                         | NA   | NA                                 |                              |                 |  |
| 27      | NA.                                       | RAVI SHANKAR TIWARI       | E-27               | 05-12-19         | 125,688          | 125,688                   | EMPLOYEE        | NA                     | NA                                      | NA                         | NA   | NA                                 |                              |                 |  |
| 28      | NA.                                       | Sandeep Kumar Dhaundiyal  | E-28               | 03-01-20         | 69,000           | 69,000                    | EMPLOYEE        | NA                     | NA                                      | NA                         | NA   | NA                                 |                              |                 |  |
| 29      | NA.                                       | SATYA PRAKASH MISHRA      | E-29               | 18-12-19         | 81,400           | 81,400                    | EMPLOYEE        | NA                     | NA                                      | NA                         | NA   | NA                                 |                              |                 |  |
| 30      | NA.                                       | SHAILENDRA PANDEY         | E-30               | 03-12-19         | 151,338          | 151,338                   | EMPLOYEE        | NA                     | NA                                      | NA                         | NA   | NA                                 |                              |                 |  |
| 31      | NA.                                       | SHYAM KUMAR               | E-31               | 18-12-19         | 58,366           | 58,366                    | EMPLOYEE        | NA                     | NA                                      | NA                         | NA   | NA                                 |                              |                 |  |
| 32      | NA.                                       | SOURAV SHARMA             | E-32               | 05-12-19         | 249,649          | 249,649                   | EMPLOYEE        | NA                     | NA                                      | NA                         | NA   | NA                                 |                              |                 |  |
| 33      | NA.                                       | SUNIL S                   | E-33               | 03-01-20         | 32,822           | 32,822                    | EMPLOYEE        | NA                     | NA                                      | NA                         | NA   | NA                                 |                              |                 |  |
| 34      | NA.                                       | TAPAN PAL                 | E-34               | 18-12-19         | 55,500           | 55,500                    | EMPLOYEE        | NA                     | NA                                      | NA                         | NA   | NA                                 |                              |                 |  |
| 35      | NA.                                       | TARSEM LAL SHARMA         | E-35               | 18-12-19         | 254,806          | 254,806                   | EMPLOYEE        | NA                     | NA                                      | NA                         | NA   | NA                                 |                              |                 |  |
| 36      | NA.                                       | TARUN VATS                | E-36               | 18-12-19         | 39,113           | 30,743                    | EMPLOYEE        | NA                     | NA                                      | NA                         | NA   | NA                                 |                              |                 |  |
| 37      | NA.                                       | VANDINI VEDI              | E-37               | 18-12-19         | 166,665          | 166,665                   | EMPLOYEE        | NA                     | NA                                      | NA                         | NA   | NA                                 |                              |                 |  |
| 38      | NA.                                       | VIPIN KUMAR               | E-38               | 18-12-19         | 298,113          | 254,710                   | EMPLOYEE        | NA                     | NA                                      | NA                         | NA   | NA                                 |                              | 8,370           |  |
| 39      | NA.                                       | VIPIN KUMAR GOLA          | E-39               | 03-12-19         | 58,069           | 58,069                    | EMPLOYEE        | NA                     | NA                                      | NA                         | NA   | NA                                 |                              | 43,403          |  |
| 40      | NA.                                       | VIPIN KUMAR MISHRA        | E-40               | 03-01-20         | 87,200           | 87,200                    | EMPLOYEE        | NA                     | NA                                      | NA                         | NA   | NA                                 |                              |                 |  |
| 41      | NA.                                       | VISHNU KANT TIWARI        | E-41               | 05-12-19         | 155,291          | 105,291                   | EMPLOYEE        | NA                     | NA                                      | NA                         | NA   | NA                                 |                              |                 |  |
| 42      | NA.                                       | VISHNU PRASAD GOPAL DAS   | E-42               | 28-11-19         | 171,143          | 171,143                   | EMPLOYEE        | NA                     | NA                                      | NA                         | NA   | NA                                 |                              | 50,000          |  |
|         |   |                           |                    | <b>Total</b>     | <b>6,024,419</b> | <b>5,922,646</b>          |                 |                        |   |                            |  |                                    |                              | <b>101,773</b>  |  |



Annexure - 7  
 Name of the corporate debtor: SARSWATI SALES PRIVATE LIMITED.; Date of commencement of liquidation : 7/11/2019; List of creditors as on: 5/2/2021  
 List of operational creditors (Government dues)  
 (Amount in ₹)

| Sl. No       | Details of Claimant                   | Details of claim received |                   |                 | Details of claim admitted |                          |                 |                                     |                             |                       |                          | Amount of contingent claim | Amount of any mutual dues, that may be set-off | Amount of claim not admitted | Amount of claims, if any under verification | Remarks |  |
|--------------|---------------------------------------|---------------------------|-------------------|-----------------|---------------------------|--------------------------|-----------------|-------------------------------------|-----------------------------|-----------------------|--------------------------|----------------------------|--|------------------------------|---|---------|--|
|              |                                       | Government                | Identification No | Date of receipt | Amount Claimed            | Amount of Claim Admitted | Nature of Claim | Amount Covered by Security Interest | Amount Covered by Guarantee | Whether related Party | % of voting share in CoC |                            |  |                              |   |         |  |
| 1            | Employees State Insurance Corporation | ESI                       | GOVT.1            | 08-01-20        | 263,500.00                | 265,500.00               | Govt.           | NA                                  | NA                          | NA                    | NA                       | NA                         | NA   | -                            | -   |         |  |
| <b>Total</b> |                                       |                           |                   |                 | <b>265,500.00</b>         | <b>265,500.00</b>        |                 |                                     |                             |                       |                          |                            |  |                              |   |         |  |







## Annexure - 8

Name of the corporate debtor: SARSWATI SALES PRIVATE LIMITED.; Date of commencement of liquidation : 7/11/2019; List of creditors as on: 5/2/2021  
List of operational creditors (Other than Workmen and Employees and Government Dues)


| Sl.No. | Name of creditor                        | Identification No. | Details of claim received |                | Details of claim admitted |                 |                            |                             |                        |                          | Amount of any mutual dues, that may be set-off | Amount of claim not admitted | Amount of claim under verification | Remarks, if any |
|--------|---|--------------------|---------------------------|----------------|---------------------------|-----------------|----------------------------|-----------------------------|------------------------|--------------------------|--|------------------------------|------------------------------------|-----------------|
|        |   |                    | Date of receipt           | Amount claimed | Amount of claim admitted  | Nature of claim | Amount covered by security | Amount covered by guarantee | Whether related party? | % of voting share in CoC |  |                              |                                    |                 |
| 1      | ULTRATECH NATHWARA CEMENT LIMITED       | OC-1               | 05-12-19                  | 7,459,555,469  | 7,459,555,469             | operational     | NA                         | NA                          | NA                     | NA                       | NA   | -                            | NA                                 | NA              |
| 2      | SPECTRUM LOGISTICS                      | OC-2               | 09-01-20                  | 10,626,875     | 10,626,875                | operational     | NA                         | NA                          | NA                     | NA                       | NA   | -                            | NA                                 | NA              |
| 3      | BHOJIA CEMENT SERVICE PRIVATE LIMITED   | OC-3               | 05-12-19                  | 7,464,668      | 7,464,668                 | operational     | NA                         | NA                          | NA                     | NA                       | NA   | -                            | NA                                 | NA              |
| 4      | AGARWAL ASSOCIATES                      | OC-4               | 05-12-19                  | 6,823,140      | 6,823,140                 | operational     | NA                         | NA                          | NA                     | NA                       | NA   | -                            | NA                                 | NA              |
| 5      | RAM MURTY LAL VAISH DISTRIBUTORS        | OC-5               | 03-12-19                  | 4,443,482      | 4,443,482                 | operational     | NA                         | NA                          | NA                     | NA                       | NA   | -                            | NA                                 | NA              |
| 6      | ASL LOGISTICS PRIVATE LIMITED           | OC-6               | 06-12-19                  | 4,151,604      | 4,151,604                 | operational     | NA                         | NA                          | NA                     | NA                       | NA   | -                            | NA                                 | NA              |
| 7      | MANGOOMAL NANKRAM MARBLES               | OC-7               | 05-12-19                  | 3,949,801      | 3,949,801                 | operational     | NA                         | NA                          | NA                     | NA                       | NA   | -                            | NA                                 | NA              |
| 8      | SAGAR ASSOCIATES                        | OC-8               | 07-01-20                  | 3,335,560      | 3,335,560                 | operational     | NA                         | NA                          | NA                     | NA                       | NA   | -                            | NA                                 | NA              |
| 9      | RAJENDRA CEMENT ASSOCIATE               | OC-9               | 05-12-19                  | 3,017,690      | 3,017,690                 | operational     | NA                         | NA                          | NA                     | NA                       | NA   | -                            | NA                                 | NA              |
| 10     | BRLI VEENA ASSOCIATES                   | OC-10              | 05-12-19                  | 2,965,000      | 2,965,000                 | operational     | NA                         | NA                          | NA                     | NA                       | NA   | -                            | NA                                 | NA              |
| 11     | SHREE JEE AGENCIES                      | OC-11              | 07-01-20                  | 2,393,624      | 2,393,624                 | operational     | NA                         | NA                          | NA                     | NA                       | NA   | -                            | NA                                 | NA              |
| 12     | JAYANT ROADLINES                        | OC-12              | 06-12-19                  | 2,107,274      | 2,107,274                 | operational     | NA                         | NA                          | NA                     | NA                       | NA   | -                            | NA                                 | NA              |
| 13     | AASTHA TRADERS                          | OC-13              | 05-12-19                  | 2,031,066      | 2,031,066                 | operational     | NA                         | NA                          | NA                     | NA                       | NA   | -                            | NA                                 | NA              |
| 14     | THE UNIVERSAL ASSOCIATES                | OC-14              | 05-12-19                  | 2,000,000      | 2,000,000                 | operational     | NA                         | NA                          | NA                     | NA                       | NA   | -                            | NA                                 | NA              |
| 15     | GOEL ENTERPRISES                        | OC-15              | 05-12-19                  | 1,766,231      | 1,766,231                 | operational     | NA                         | NA                          | NA                     | NA                       | NA   | -                            | NA                                 | NA              |
| 16     | MARUTINANDAN ASSOCIATES                 | OC-16              | 05-12-19                  | 1,728,576      | 1,728,576                 | operational     | NA                         | NA                          | NA                     | NA                       | NA   | -                            | NA                                 | NA              |
| 17     | OM CORPORATE                            | OC-17              | 07-01-20                  | 1,590,797      | 1,590,797                 | operational     | NA                         | NA                          | NA                     | NA                       | NA   | -                            | NA                                 | NA              |
| 18     | S.G. ASSOCIATES                         | OC-18              | 05-12-19                  | 1,404,564      | 1,404,564                 | operational     | NA                         | NA                          | NA                     | NA                       | NA   | -                            | NA                                 | NA              |
| 19     | VARSHNEY CEMENT STORE                   | OC-19              | 07-01-20                  | 1,334,106      | 1,334,106                 | operational     | NA                         | NA                          | NA                     | NA                       | NA   | -                            | NA                                 | NA              |
| 20     | SHRI MAYA TRADING COMPANY               | OC-20              | 05-12-19                  | 1,325,523      | 1,325,523                 | operational     | NA                         | NA                          | NA                     | NA                       | NA   | -                            | NA                                 | NA              |
| 21     | GUPTA BROTHERS                          | OC-21              | 07-Dec-19                 | 1,315,950      | 1,315,950                 | operational     | NA                         | NA                          | NA                     | NA                       | NA   | -                            | NA                                 | NA              |
| 22     | KEWAL ARTS                              | OC-22              | 05-12-19                  | 1,289,143      | 1,289,143                 | operational     | NA                         | NA                          | NA                     | NA                       | NA   | -                            | NA                                 | NA              |
| 23     | DARSHAN ADVERTISERS                     | OC-23              | 05-12-19                  | 1,282,618      | 1,282,618                 | operational     | NA                         | NA                          | NA                     | NA                       | NA   | -                            | NA                                 | NA              |
| 24     | ALGANJ CEMENT AGENCY                    | OC-24              | 05-12-19                  | 1,208,200      | 1,208,200                 | operational     | NA                         | NA                          | NA                     | NA                       | NA   | -                            | NA                                 | NA              |
| 25     | M J ROADWAYS                            | OC-25              | 05-12-19                  | 1,104,228      | 1,104,228                 | operational     | NA                         | NA                          | NA                     | NA                       | NA   | -                            | NA                                 | NA              |
| 26     | DELHI CEMENT LOGISTICS                  | OC-26              | 05-Dec-19                 | 1,088,556      | 1,088,556                 | operational     | NA                         | NA                          | NA                     | NA                       | NA   | -                            | NA                                 | NA              |
| 27     | SINGHAL TRADING CO. (PRO Vinil Singhal) | OC-27              | 05-12-19                  | 995,858        | 995,858                   | operational     | NA                         | NA                          | NA                     | NA                       | NA   | -                            | NA                                 | NA              |
| 28     | C.R.J & Co.                             | OC-28              | 07-Dec-19                 | 948,928        | 948,928                   | operational     | NA                         | NA                          | NA                     | NA                       | NA   | -                            | NA                                 | NA              |
| 29     | NAMISH ADVERTISING                      | OC-29              | 06-Dec-19                 | 836,264        | 836,264                   | operational     | NA                         | NA                          | NA                     | NA                       | NA   | -                            | NA                                 | NA              |
| 30     | YSK TRADING COMPANY                     | OC-30              | 06 Dec 2019               | 767,237        | 767,237                   | operational     | NA                         | NA                          | NA                     | NA                       | NA   | -                            | NA                                 | NA              |
| 31     | S.K TRADERS                             | OC-31              | 05-12-19                  | 763,442        | 763,442                   | operational     | NA                         | NA                          | NA                     | NA                       | NA   | -                            | NA                                 | NA              |
| 32     | ANSH ADVERTISOR                         | OC-32              | 04-12-19                  | 687,946        | 687,946                   | operational     | NA                         | NA                          | NA                     | NA                       | NA   | -                            | NA                                 | NA              |
| 33     | NISHANT TRADING CO.                     | OC-33              | 07 Dec 2019               | 672,442        | 672,442                   | operational     | NA                         | NA                          | NA                     | NA                       | NA   | -                            | NA                                 | NA              |
| 34     | GOEL CEMENT STORE                       | OC-34              | 05-12-19                  | 621,626        | 621,626                   | operational     | NA                         | NA                          | NA                     | NA                       | NA   | -                            | NA                                 | NA              |
| 35     | M J Roadways                            | OC-35              | 06-12-19                  | 616,482        | 616,482                   | operational     | NA                         | NA                          | NA                     | NA                       | NA   | -                            | NA                                 | NA              |
| 36     | ARIHANT TRADERS                         | OC-36              | 07-12-19                  | 614,024        | 614,024                   | operational     | NA                         | NA                          | NA                     | NA                       | NA   | -                            | NA                                 | NA              |
| 37     | S.K. BUILDING MATERIAL SUPPLIERS        | OC-37              | 05-12-19                  | 566,228        | 566,228                   | operational     | NA                         | NA                          | NA                     | NA                       | NA   | -                            | NA                                 | NA              |
| 38     | VARSHNEY CEMENT STORE                   | OC-38              | 05-12-19                  | 562,679        | 562,679                   | operational     | NA                         | NA                          | NA                     | NA                       | NA   | -                            | NA                                 | NA              |
| 39     | CEMENT ASSOCIATES                       | OC-39              | 28-01-20                  | 549,684        | 549,684                   | operational     | NA                         | NA                          | NA                     | NA                       | NA   | -                            | NA                                 | NA              |
| 40     | CRJ & CO.                               | OC-40              | 05-12-19                  | 527,320        | 527,320                   | operational     | NA                         | NA                          | NA                     | NA                       | NA   | -                            | NA                                 | NA              |
| 41     | VEVANT CEMENT WORKS PRIVATE LIMITED     | OC-41              | 06-Dec-19                 | 527,315        | 527,315                   | operational     | NA                         | NA                          | NA                     | NA                       | NA   | -                            | NA                                 | NA              |
| 42     | NIPPUN ENTERPRISES                      | OC-42              | 23-01-20                  | 524,929        | 524,929                   | operational     | NA                         | NA                          | NA                     | NA                       | NA   | -                            | NA                                 | NA              |
| 43     | SURESH & BROTHERS                       | OC-43              | 07-01-20                  | 514,017        | 514,017                   | operational     | NA                         | NA                          | NA                     | NA                       | NA   | -                            | NA                                 | NA              |
| 44     | R.R. WORLD                              | OC-44              | 07-01-20                  | 488,278        | 488,278                   | operational     | NA                         | NA                          | NA                     | NA                       | NA   | -                            | NA                                 | NA              |
| 45     | ANSH ENTERPRISES                        | OC-45              | 06-12-19                  | 485,059        | 485,059                   | operational     | NA                         | NA                          | NA                     | NA                       | NA   | -                            | NA                                 | NA              |
| 46     | AGARWAL BUILDING MATERIAL               | OC-46              | 05-12-19                  | 466,215        | 466,215                   | operational     | NA                         | NA                          | NA                     | NA                       | NA   | -                            | NA                                 | NA              |
| 47     | GOYAL BUILDING MATERIALS                | OC-47              | 05-12-19                  | 456,762        | 456,762                   | operational     | NA                         | NA                          | NA                     | NA                       | NA   | -                            | NA                                 | NA              |
| 48     | K.S TRADING CO.                         | OC-48              | 14-01-20                  | 455,884        | 455,884                   | operational     | NA                         | NA                          | NA                     | NA                       | NA   | -                            | NA                                 | NA              |
| 49     | M J ROADWAYS                            | OC-49              | 07-12-19                  | 451,193        | 451,193                   | operational     | NA                         | NA                          | NA                     | NA                       | NA   | -                            | NA                                 | NA              |
| 50     | SHIVAM BUILDING MATERIAL STORE          | OC-50              | 110714                    | 426,277        | 426,277                   | operational     | NA                         | NA                          | NA                     | NA                       | NA   | -                            | NA                                 | NA              |
| 51     | AMIT BROTHERS                           | OC-51              | 05-12-19                  | 420,745        | 420,745                   | operational     | NA                         | NA                          | NA                     | NA                       | NA   | -                            | NA                                 | NA              |
| 52     | JAGDAMBA SALES                          | OC-52              | 06-12-19                  | 408,587        | 408,587                   | operational     | NA                         | NA                          | NA                     | NA                       | NA   | -                            | NA                                 | NA              |
| 53     | RAKESH AGENCIES                         | OC-53              | 05-12-19                  | 394,846        | 394,846                   | operational     | NA                         | NA                          | NA                     | NA                       | NA   | -                            | NA                                 | NA              |
| 54     | Mayur Agency                            | OC-54              | 05-12-19                  | 344,650        | 344,650                   | operational     | NA                         | NA                          | NA                     | NA                       | NA   | -                            | NA                                 | NA              |



|     |                                       |        |             |         |         |             |    |    |    |    |    |    |    |    |    |
|-----|---------------------------------------|--------|-------------|---------|---------|-------------|----|----|----|----|----|----|----|----|----|
| 55  | ASHISH JAIN BUILDING MATERIAL VIKRETA | OC-55  | 06-12-19    | 326,338 | 326,338 | operational | NA | NA | NA | NA | NA | NA | NA | NA | NA |
| 56  | SINGHAL TRADING COMPANY               | OC-56  | 08-02-20    | 322,831 | 322,831 | operational | NA | NA | NA | NA | NA | NA | NA | NA | NA |
| 57  | KRISHNA TRADERS                       | OC-57  | 05-12-19    | 321,105 | 321,105 | operational | NA | NA | NA | NA | NA | NA | NA | NA | NA |
| 58  | SACHIN AGARWAL                        | OC-58  | 06-12-19    | 320,744 | 320,744 | operational | NA | NA | NA | NA | NA | NA | NA | NA | NA |
| 59  | MAA GYATRI BUILDING MATERIAL          | OC-59  | 05-12-19    | 301,413 | 301,413 | operational | NA | NA | NA | NA | NA | NA | NA | NA | NA |
| 60  | SHARMA BUILDING MATERIAL SUPPLIERS    | OC-60  | 05-12-19    | 300,968 | 300,968 | operational | NA | NA | NA | NA | NA | NA | NA | NA | NA |
| 61  | SHUBHAM TRADERS                       | OC-61  | 06-12-19    | 299,425 | 299,425 | operational | NA | NA | NA | NA | NA | NA | NA | NA | NA |
| 62  | BALA JI MARBLE TRADING COMPANY        | OC-62  | 05-12-19    | 295,232 | 295,232 | operational | NA | NA | NA | NA | NA | NA | NA | NA | NA |
| 63  | OSAM TRADERS & BUILDERS               | OC-63  | 04-12-19    | 287,649 | 287,649 | operational | NA | NA | NA | NA | NA | NA | NA | NA | NA |
| 64  | SHRI BALAJI TRADING COMPANY           | OC-64  | 05-12-19    | 279,010 | 279,010 | operational | NA | NA | NA | NA | NA | NA | NA | NA | NA |
| 65  | SHRI SHANTI NATH TRADERS              | OC-65  | 07-01-20    | 274,583 | 274,583 | operational | NA | NA | NA | NA | NA | NA | NA | NA | NA |
| 66  | JAI AMBEY TRADERS                     | OC-66  | 07-01-20    | 273,317 | 273,317 | operational | NA | NA | NA | NA | NA | NA | NA | NA | NA |
| 67  | JAI SHREE MACHINERY                   | OC-67  | 06-12-19    | 269,820 | 269,820 | operational | NA | NA | NA | NA | NA | NA | NA | NA | NA |
| 68  | Arora Associates                      | OC-68  | 05-12-19    | 268,117 | 268,117 | operational | NA | NA | NA | NA | NA | NA | NA | NA | NA |
| 69  | SHUBHAM TRADERS                       | OC-69  | 04-12-19    | 257,213 | 257,213 | operational | NA | NA | NA | NA | NA | NA | NA | NA | NA |
| 70  | AHUJA BUILDERS                        | OC-70  | 07-12-19    | 250,992 | 250,992 | operational | NA | NA | NA | NA | NA | NA | NA | NA | NA |
| 71  | SK CEMENT TRADERS                     | OC-71  | 07-12-19    | 249,870 | 249,870 | operational | NA | NA | NA | NA | NA | NA | NA | NA | NA |
| 72  | CHAUHAN TRADERS                       | OC-72  | 07-12-19    | 246,793 | 246,793 | operational | NA | NA | NA | NA | NA | NA | NA | NA | NA |
| 73  | BHARAT AGENCIES                       | OC-73  | 13-01-20    | 234,432 | 234,432 | operational | NA | NA | NA | NA | NA | NA | NA | NA | NA |
| 74  | PRAVEEN & CO.                         | OC-74  | 06-Dec-19   | 224,345 | 224,345 | operational | NA | NA | NA | NA | NA | NA | NA | NA | NA |
| 75  | BALAJI TRADING COMPANY                | OC-75  | 07-12-19    | 223,289 | 223,289 | operational | NA | NA | NA | NA | NA | NA | NA | NA | NA |
| 76  | M.S ENETRPRISES                       | OC-76  | 07-12-19    | 222,243 | 222,243 | operational | NA | NA | NA | NA | NA | NA | NA | NA | NA |
| 77  | SHREE DURGA TRADERS                   | OC-77  | 05-12-19    | 220,881 | 220,881 | operational | NA | NA | NA | NA | NA | NA | NA | NA | NA |
| 78  | Shrimal Transport Agency              | OC-78  | 07-12-19    | 200,000 | 200,000 | operational | NA | NA | NA | NA | NA | NA | NA | NA | NA |
| 79  | KISHAN CEMENT & IRON STORE            | OC-79  | 07-12-19    | 198,479 | 198,479 | operational | NA | NA | NA | NA | NA | NA | NA | NA | NA |
| 80  | SACHDEVA CEMENT STORE                 | OC-80  | 07-12-19    | 196,143 | 196,143 | operational | NA | NA | NA | NA | NA | NA | NA | NA | NA |
| 81  | MANGLAM SALES CORPORATION             | OC-81  | 07-12-19    | 194,062 | 194,062 | operational | NA | NA | NA | NA | NA | NA | NA | NA | NA |
| 82  | HARDIK ASSOCIATES                     | OC-82  | 06-12-19    | 192,725 | 192,725 | operational | NA | NA | NA | NA | NA | NA | NA | NA | NA |
| 83  | MITTAL & SONS                         | OC-83  | 05-12-19    | 189,494 | 189,494 | operational | NA | NA | NA | NA | NA | NA | NA | NA | NA |
| 84  | A.Z CREATIONS PRIVATE LIMITED         | OC-84  | 07-12-19    | 183,200 | 183,200 | operational | NA | NA | NA | NA | NA | NA | NA | NA | NA |
| 85  | SHIVA TRADERS                         | OC-85  | 07-12-19    | 178,952 | 178,952 | operational | NA | NA | NA | NA | NA | NA | NA | NA | NA |
| 86  | OM BUILDING MATERIAL                  | OC-86  | 07-12-19    | 174,607 | 174,607 | operational | NA | NA | NA | NA | NA | NA | NA | NA | NA |
| 87  | GURU NANAK CEMENT AGENCY              | OC-87  | 04-12-19    | 174,064 | 174,064 | operational | NA | NA | NA | NA | NA | NA | NA | NA | NA |
| 88  | AVISH SINGHAL                         | OC-88  | 07-12-19    | 172,414 | 172,414 | operational | NA | NA | NA | NA | NA | NA | NA | NA | NA |
| 89  | ARCHANA CEMENT AGENCY                 | OC-89  | 04-12-19    | 171,912 | 171,912 | operational | NA | NA | NA | NA | NA | NA | NA | NA | NA |
| 90  | HEMA ENTERPRISES                      | OC-90  | 07-12-19    | 171,396 | 171,396 | operational | NA | NA | NA | NA | NA | NA | NA | NA | NA |
| 91  | DAYAL TIMBER TRADERS                  | OC-91  | 05-12-19    | 170,585 | 170,585 | operational | NA | NA | NA | NA | NA | NA | NA | NA | NA |
| 92  | GANGWAR TRADING COMPANY               | OC-92  | 07-12-19    | 168,349 | 168,349 | operational | NA | NA | NA | NA | NA | NA | NA | NA | NA |
| 93  | AGGARWAL TRADERS                      | OC-93  | 07-12-19    | 167,477 | 167,477 | operational | NA | NA | NA | NA | NA | NA | NA | NA | NA |
| 94  | SHRI VINIL SINGHAL                    | OC-94  | 15-01-20    | 167,332 | 167,332 | operational | NA | NA | NA | NA | NA | NA | NA | NA | NA |
| 95  | RAM & SONS BUILDING MATERIAL          | OC-95  | 07-12-19    | 167,221 | 167,221 | operational | NA | NA | NA | NA | NA | NA | NA | NA | NA |
| 96  | FAUZI BUILDING MATERIAL               | OC-96  | 07-12-19    | 162,681 | 162,681 | operational | NA | NA | NA | NA | NA | NA | NA | NA | NA |
| 97  | AGAM TRADING COMPANY                  | OC-97  | 07-12-19    | 162,681 | 162,681 | operational | NA | NA | NA | NA | NA | NA | NA | NA | NA |
| 98  | BHOLA CEMENT STORE                    | OC-98  | 07-12-19    | 160,086 | 160,086 | operational | NA | NA | NA | NA | NA | NA | NA | NA | NA |
| 99  | GAGAN CEMENT STORE                    | OC-99  | 07-12-19    | 158,782 | 158,782 | operational | NA | NA | NA | NA | NA | NA | NA | NA | NA |
| 100 | PANKAJ SANITARY STORE                 | OC-100 | 07 Dec 2019 | 158,782 | 158,782 | operational | NA | NA | NA | NA | NA | NA | NA | NA | NA |
| 101 | SUBAN CEMENT AGENCY                   | OC-101 | 07-12-19    | 156,702 | 156,702 | operational | NA | NA | NA | NA | NA | NA | NA | NA | NA |
| 102 | GURBACHAN LAL & SONS                  | OC-102 | 07-12-19    | 156,353 | 156,353 | operational | NA | NA | NA | NA | NA | NA | NA | NA | NA |
| 103 | PRAYAS ENTERPRISES                    | OC-103 | 06-12-19    | 154,917 | 154,917 | operational | NA | NA | NA | NA | NA | NA | NA | NA | NA |
| 104 | AVI TRADERS                           | OC-104 | 07-Dec-19   | 154,000 | 154,000 | operational | NA | NA | NA | NA | NA | NA | NA | NA | NA |
| 105 | SUBHASH ISSAR                         | OC-105 | 07-Dec-19   | 154,000 | 154,000 | operational | NA | NA | NA | NA | NA | NA | NA | NA | NA |
| 106 | Balaji Cement Store                   | OC-106 | 07-Dec-19   | 153,709 | 153,709 | operational | NA | NA | NA | NA | NA | NA | NA | NA | NA |
| 107 | HAJI MULLA ISHMAILJI ABDULJI          | OC-107 | 07-Dec-19   | 152,381 | 152,381 | operational | NA | NA | NA | NA | NA | NA | NA | NA | NA |
| 108 | BAJAJ CORPORATION                     | OC-108 | 06-12-19    | 151,442 | 151,442 | operational | NA | NA | NA | NA | NA | NA | NA | NA | NA |
| 109 | RAMA IRON & CEMENT CENTRAL            | OC-109 | 07-Dec-19   | 148,593 | 148,593 | operational | NA | NA | NA | NA | NA | NA | NA | NA | NA |
| 110 | HANS RAJ RAMESH KUMAR                 | OC-110 | 07-Dec-19   | 146,864 | 146,864 | operational | NA | NA | NA | NA | NA | NA | NA | NA | NA |
| 111 | GUPTA ENTERPRISES                     | OC-111 | 07-Dec-19   | 146,417 | 146,417 | operational | NA | NA | NA | NA | NA | NA | NA | NA | NA |
| 112 | ULTRACEM MARKETING                    | OC-112 | 07-Dec-19   | 142,761 | 142,761 | operational | NA | NA | NA | NA | NA | NA | NA | NA | NA |
| 113 | BRAR CEMENT STORE BAJA KHANA          | OC-113 | 07-Dec-19   | 140,900 | 140,900 | operational | NA | NA | NA | NA | NA | NA | NA | NA | NA |
| 114 | LOKENDRA SINGH RANAWAT                | OC-114 | 05-12-19    | 140,000 | 140,000 | operational | NA | NA | NA | NA | NA | NA | NA | NA | NA |
| 115 | BABA ENTERPRISES                      | OC-115 | 05-12-19    | 139,693 | 139,693 | operational | NA | NA | NA | NA | NA | NA | NA | NA | NA |
| 116 | MAHESHWARI TRADERS                    | OC-116 | 07-Dec-19   | 136,000 | 136,000 | operational | NA | NA | NA | NA | NA | NA | NA | NA | NA |
| 117 | MITTAL CEMENT & HARDWARE STORE        | OC-117 | 07-Dec-19   | 135,745 | 135,745 | operational | NA | NA | NA | NA | NA | NA | NA | NA | NA |
| 118 | SINGLA SALES CORPORATION              | OC-118 | 06-12-19    | 134,306 | 134,306 | operational | NA | NA | NA | NA | NA | NA | NA | NA | NA |
| 119 | MAZEED CEMENT AGENCY                  | OC-119 | 07-Dec-19   | 133,813 | 133,813 | operational | NA | NA | NA | NA | NA | NA | NA | NA | NA |



|     |  |        |             |         |         |             |    |    |    |    |    |   |    |    |
|-----|--|--------|-------------|---------|---------|-------------|----|----|----|----|----|---|----|----|
| 120 | Janta Coal Traders                         | OC-120 | 05-12-19    | 132,028 | 132,028 | operational | NA | NA | NA | NA | NA | - | NA | NA |
| 121 | Janta Iron Store                           | OC-121 | 05-12-19    | 128,781 | 128,781 | operational | NA | NA | NA | NA | NA | - | NA | NA |
| 122 | RAMSARAN AGRO FOODS                        | OC-122 | 28-01-20    | 128,603 | 128,603 | operational | NA | NA | NA | NA | NA | - | NA | NA |
| 123 | SINGLA SALES CORPORATION                   | OC-123 | 06-Dec-19   | 128,528 | 128,528 | operational | NA | NA | NA | NA | NA | - | NA | NA |
| 124 | VISHAL CEMENT STORE                        | OC-124 | 05-12-19    | 127,477 | 127,477 | operational | NA | NA | NA | NA | NA | - | NA | NA |
| 125 | Jaidurga Cement Store                      | OC-125 | 06-Dec-19   | 125,971 | 125,971 | operational | NA | NA | NA | NA | NA | - | NA | NA |
| 126 | SHRI DURGA BUILDING MATERIAL STORE         | OC-126 | 28-01-20    | 125,971 | 125,971 | operational | NA | NA | NA | NA | NA | - | NA | NA |
| 127 | SHYAM NARAIN RAMESH KUMAR                  | OC-127 | 06-Dec-19   | 125,971 | 125,971 | operational | NA | NA | NA | NA | NA | - | NA | NA |
| 128 | BANKEY BIHARI AGENCY                       | OC-128 | 06-Dec-19   | 125,899 | 125,899 | operational | NA | NA | NA | NA | NA | - | NA | NA |
| 129 | RAM MURTI COAL & IRON & CEMENT STORRE      | OC-129 | 28-01-20    | 125,791 | 125,791 | operational | NA | NA | NA | NA | NA | - | NA | NA |
| 130 | VINAYAK TRADERS                            | OC-130 | 06-Dec-19   | 123,863 | 123,863 | operational | NA | NA | NA | NA | NA | - | NA | NA |
| 131 | SHRI SURVE MANGLA ENTERPRISES              | OC-131 | 06-Dec-19   | 123,114 | 123,114 | operational | NA | NA | NA | NA | NA | - | NA | NA |
| 132 | DEV NARAYAN TRADERS                        | OC-132 | 28-01-20    | 122,714 | 122,714 | operational | NA | NA | NA | NA | NA | - | NA | NA |
| 133 | RAJKUMAR MAHESHWARI                        | OC-133 | 06-Dec-19   | 122,599 | 122,599 | operational | NA | NA | NA | NA | NA | - | NA | NA |
| 134 | KASHISH ENTERISES                          | OC-134 | 28-01-20    | 122,500 | 122,500 | operational | NA | NA | NA | NA | NA | - | NA | NA |
| 135 | KWALITY TRADERS                            | OC-135 | 06-Dec-19   | 121,306 | 121,306 | operational | NA | NA | NA | NA | NA | - | NA | NA |
| 136 | STAR DISTRIBUTOR                           | OC-136 | 06-Dec-19   | 119,387 | 119,387 | operational | NA | NA | NA | NA | NA | - | NA | NA |
| 137 | KAMBOJ CEMENT STORE                        | OC-137 | 06-12-19    | 116,460 | 116,460 | operational | NA | NA | NA | NA | NA | - | NA | NA |
| 138 | STAR CEMENT STORE                          | OC-138 | 04-12-21    | 115,684 | 115,684 | operational | NA | NA | NA | NA | NA | - | NA | NA |
| 139 | MALWA HARDWARE STORE MAKDONE               | OC-139 | 287648      | 114,373 | 114,373 | operational | NA | NA | NA | NA | NA | - | NA | NA |
| 140 | SAMAR ENTERPRISES                          | OC-140 | 04-12-21    | 113,702 | 113,702 | operational | NA | NA | NA | NA | NA | - | NA | NA |
| 141 | HAMMED ENTERPRISES                         | OC-141 | 06 Dec 2019 | 112,424 | 112,424 | operational | NA | NA | NA | NA | NA | - | NA | NA |
| 142 | SNEHIL CEMENT AGENCY                       | OC-142 | 07-Dec-19   | 110,714 | 110,714 | operational | NA | NA | NA | NA | NA | - | NA | NA |
| 143 | SHIVA TRADERS                              | OC-143 | 04-12-21    | 110,303 | 110,303 | operational | NA | NA | NA | NA | NA | - | NA | NA |
| 144 | AARIYKA SHREE VISHUDHMATI TRADERS          | OC-144 | 05-12-19    | 109,600 | 109,600 | operational | NA | NA | NA | NA | NA | - | NA | NA |
| 145 | AGARWAL CEMENT AGENCY                      | OC-145 | 06 Dec 2019 | 109,060 | 109,060 | operational | NA | NA | NA | NA | NA | - | NA | NA |
| 146 | Agarwal Cement Traders                     | OC-146 | 04-12-19    | 108,590 | 108,590 | operational | NA | NA | NA | NA | NA | - | NA | NA |
| 147 | Gulati Traders                             | OC-147 | 04-12-21    | 108,219 | 108,219 | operational | NA | NA | NA | NA | NA | - | NA | NA |
| 148 | MILIN JAISUKHLAL PAREKH                    | OC-148 | 04-12-19    | 108,161 | 108,161 | operational | NA | NA | NA | NA | NA | - | NA | NA |
| 149 | VISHVKARMA CEMENT AGENCY                   | OC-149 | 04-12-19    | 108,001 | 108,001 | operational | NA | NA | NA | NA | NA | - | NA | NA |
| 150 | GUPTA FERTILIZERS                          | OC-150 | 84997       | 105,924 | 105,924 | operational | NA | NA | NA | NA | NA | - | NA | NA |
| 151 | KEMRAN BULIDING MATERIAL                   | OC-151 | 04-12-19    | 105,354 | 105,354 | operational | NA | NA | NA | NA | NA | - | NA | NA |
| 152 | CHODHARY TRADERS                           | OC-152 | 06-12-19    | 104,941 | 104,941 | operational | NA | NA | NA | NA | NA | - | NA | NA |
| 153 | NIRANKAR TRADERS                           | OC-153 | 04-12-19    | 103,069 | 103,069 | operational | NA | NA | NA | NA | NA | - | NA | NA |
| 154 | RAM CHANDRA RAMGOPAL PANCHAL               | OC-154 | 04-12-19    | 103,047 | 103,047 | operational | NA | NA | NA | NA | NA | - | NA | NA |
| 155 | PATEL BUILDING MATERIAL AND SUPPLIERS, SAV | OC-155 | 04-12-19    | 101,600 | 101,600 | operational | NA | NA | NA | NA | NA | - | NA | NA |
| 156 | BAHETI TRADERS                             | OC-156 | 06 Dec 2019 | 101,560 | 101,560 | operational | NA | NA | NA | NA | NA | - | NA | NA |
| 157 | PAL CEMENT STORE                           | OC-157 | 04-12-19    | 101,086 | 101,086 | operational | NA | NA | NA | NA | NA | - | NA | NA |
| 158 | POOJA TRADERS                              | OC-158 | 04-12-19    | 100,000 | 100,000 | operational | NA | NA | NA | NA | NA | - | NA | NA |
| 159 | SHREE NATH JI ENG & CONTRACTORS TECH       | OC-159 | 05-12-19    | 100,000 | 100,000 | operational | NA | NA | NA | NA | NA | - | NA | NA |
| 160 | VINOD TRADING CO.                          | OC-160 | 23-01-20    | 100,000 | 100,000 | operational | NA | NA | NA | NA | NA | - | NA | NA |
| 161 | MOHSIN SARIA AND CEMENT STORE              | OC-161 | 23-01-20    | 99,793  | 99,793  | operational | NA | NA | NA | NA | NA | - | NA | NA |
| 162 | AMRIT LAL PATIDAR                          | OC-162 | 05-12-19    | 99,225  | 99,225  | operational | NA | NA | NA | NA | NA | - | NA | NA |
| 163 | SANDESH DHAKAD                             | OC-163 | 04-12-19    | 98,702  | 98,702  | operational | NA | NA | NA | NA | NA | - | NA | NA |
| 164 | RAJEEV KUMAR                               | OC-164 | 05-12-19    | 97,087  | 97,087  | operational | NA | NA | NA | NA | NA | - | NA | NA |
| 165 | CHUNNI TRADERS                             | OC-165 | 04-12-21    | 93,560  | 93,560  | operational | NA | NA | NA | NA | NA | - | NA | NA |
| 166 | Haroon Traders                             | OC-166 | 04-12-21    | 92,757  | 92,757  | operational | NA | NA | NA | NA | NA | - | NA | NA |
| 167 | RAJIV TRADING COMPANY                      | OC-167 | 04-12-21    | 90,512  | 90,512  | operational | NA | NA | NA | NA | NA | - | NA | NA |
| 168 | ASHA TRADING COMPANY                       | OC-168 | 06 Dec 2019 | 90,432  | 90,432  | operational | NA | NA | NA | NA | NA | - | NA | NA |
| 169 | ANIL CEMENT AGENCY                         | OC-169 | 04-12-21    | 90,090  | 90,090  | operational | NA | NA | NA | NA | NA | - | NA | NA |
| 170 | MODI TRADERS                               | OC-170 | 05-12-19    | 89,000  | 89,000  | operational | NA | NA | NA | NA | NA | - | NA | NA |
| 171 | SHARMA CEMENT TRADERS                      | OC-171 | 06-12-19    | 88,399  | 88,399  | operational | NA | NA | NA | NA | NA | - | NA | NA |
| 172 | SHREE SANSKAR TRADERS                      | OC-172 | 03-12-19    | 88,241  | 88,241  | operational | NA | NA | NA | NA | NA | - | NA | NA |
| 173 | SHIVAJI TRADERS                            | OC-173 | 03-12-19    | 87,262  | 87,262  | operational | NA | NA | NA | NA | NA | - | NA | NA |
| 174 | BALLOMAL MURARI LAL                        | OC-174 | 04-12-21    | 85,097  | 85,097  | operational | NA | NA | NA | NA | NA | - | NA | NA |
| 175 | KEDIA AGENCIES                             | OC-175 | 04-12-21    | 85,045  | 85,045  | operational | NA | NA | NA | NA | NA | - | NA | NA |
| 176 | PRAKASH TRADERS                            | OC-176 | 03-12-19    | 84,997  | 84,997  | operational | NA | NA | NA | NA | NA | - | NA | NA |
| 177 | BHARAT MACHINERY STORE                     | OC-177 | 03-01-20    | 84,318  | 84,318  | operational | NA | NA | NA | NA | NA | - | NA | NA |
| 178 | MALPANI LAGHU UDHYOG MANASA                | OC-178 | 04-12-21    | 83,766  | 83,766  | operational | NA | NA | NA | NA | NA | - | NA | NA |
| 179 | KRISHNA ENTERPRISES                        | OC-179 | 03-12-19    | 83,369  | 83,369  | operational | NA | NA | NA | NA | NA | - | NA | NA |
| 180 | AMIT AGARWAL                               | OC-180 | 05-12-19    | 83,350  | 83,350  | operational | NA | NA | NA | NA | NA | - | NA | NA |
| 181 | NITIN ENTERPRISES                          | OC-181 | 05-12-19    | 83,248  | 83,248  | operational | NA | NA | NA | NA | NA | - | NA | NA |
| 182 | MAA KELA DEVI TRADERS                      | OC-182 | 03-12-19    | 83,027  | 83,027  | operational | NA | NA | NA | NA | NA | - | NA | NA |
| 183 | BHAGWA TRADERS                             | OC-183 | 04-12-19    | 81,769  | 81,769  | operational | NA | NA | NA | NA | NA | - | NA | NA |
| 184 | THAKUR BUILDERS                            | OC-184 | 04-12-19    | 80,000  | 80,000  | operational | NA | NA | NA | NA | NA | - | NA | NA |



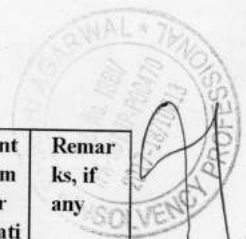
|     |  |        |             |              |                      |                      |    |    |    |    |    |   |    |    |  |
|-----|--|--------|-------------|--------------|----------------------|----------------------|----|----|----|----|----|---|----|----|--|
| 185 | CEMENT TRADERS                             | OC-185 | 07 Dec 2019 | 75,582       | 75,582               | operational          | NA | NA | NA | NA | NA | - | NA | NA |  |
| 186 | H. A ENTERPRISES                           | OC-186 | 07-Dec-19   | 75,582       | 75,582               | operational          | NA | NA | NA | NA | NA | - | NA | NA |  |
| 187 | HARDIK ENTERPRISES                         | OC-187 | 07-Dec-19   | 75,580       | 75,580               | operational          | NA | NA | NA | NA | NA | - | NA | NA |  |
| 188 | Balaji Enterprises                         | OC-188 | 03-12-19    | 74,649       | 74,649               | operational          | NA | NA | NA | NA | NA | - | NA | NA |  |
| 189 | DEEP TRADERS                               | OC-189 | 06-12-19    | 73,716       | 73,716               | operational          | NA | NA | NA | NA | NA | - | NA | NA |  |
| 190 | JAI SHRI BALAJI BUILDING MATERIAL          | OC-190 | 03-12-19    | 73,312       | 73,312               | operational          | NA | NA | NA | NA | NA | - | NA | NA |  |
| 191 | NEERAJ KUMAR AGARWAL                       | OC-191 | 16-01-20    | 73,312       | 73,312               | operational          | NA | NA | NA | NA | NA | - | NA | NA |  |
| 192 | SAURAV CEMENT STORE                        | OC-192 | 03-12-19    | 71,850       | 71,850               | operational          | NA | NA | NA | NA | NA | - | NA | NA |  |
| 193 | Mittal Traders                             | OC-193 | 13-01-20    | 71,617       | 71,617               | operational          | NA | NA | NA | NA | NA | - | NA | NA |  |
| 194 | K.K. IRON & HARDWARE STORE                 | OC-194 | 03-12-19    | 70,022       | 70,022               | operational          | NA | NA | NA | NA | NA | - | NA | NA |  |
| 195 | PUKHRAJ ENTERPRISES                        | OC-195 | 23-01-20    | 64,324       | 64,324               | operational          | NA | NA | NA | NA | NA | - | NA | NA |  |
| 196 | SANVARIYA AGENCY                           | OC-196 | 07-12-19    | 62,346       | 62,346               | operational          | NA | NA | NA | NA | NA | - | NA | NA |  |
| 197 | GARG CEMENT AGENCY                         | OC-197 | 05-12-19    | 62,102       | 62,102               | operational          | NA | NA | NA | NA | NA | - | NA | NA |  |
| 198 | ANJANA CEMENT AGENCY                       | OC-198 | 07 Dec 2019 | 61,880       | 61,880               | operational          | NA | NA | NA | NA | NA | - | NA | NA |  |
| 199 | AMBIKA ASSOCIATES                          | OC-199 | 23-01-20    | 60,148       | 60,148               | operational          | NA | NA | NA | NA | NA | - | NA | NA |  |
| 200 | PERINGHAT AGENCIES                         | OC-200 | 03-12-19    | 59,995       | 59,995               | operational          | NA | NA | NA | NA | NA | - | NA | NA |  |
| 201 | MADHUBAN ENTERPRISES                       | OC-201 | 05-12-19    | 59,472       | 59,472               | operational          | NA | NA | NA | NA | NA | - | NA | NA |  |
| 202 | GUPTA TRADERS                              | OC-202 | 23-01-20    | 59,433       | 59,433               | operational          | NA | NA | NA | NA | NA | - | NA | NA |  |
| 203 | LAXMI KHAD BHANDAR                         | OC-203 | 23-01-20    | 59,348       | 59,348               | operational          | NA | NA | NA | NA | NA | - | NA | NA |  |
| 204 | SHREE PARSHAV COLLECTION(PROP:MR.PIYUSH)   | OC-204 | 23-01-20    | 57,765       | 57,765               | operational          | NA | NA | NA | NA | NA | - | NA | NA |  |
| 205 | AGGARWAL SUPPLIERS                         | OC-205 | 06-12-19    | 55,248       | 55,248               | operational          | NA | NA | NA | NA | NA | - | NA | NA |  |
| 206 | SHIVA ENTERPRISES                          | OC-206 | 23-01-20    | 55,216       | 55,216               | operational          | NA | NA | NA | NA | NA | - | NA | NA |  |
| 207 | ASHA GUPTA                                 | OC-207 | 04-12-19    | 52,500       | 52,500               | operational          | NA | NA | NA | NA | NA | - | NA | NA |  |
| 208 | Gourav Trading Co                          | OC-208 | 07-01-20    | 52,154       | 52,154               | operational          | NA | NA | NA | NA | NA | - | NA | NA |  |
| 209 | RAIPUR CEMENT AGENCY                       | OC-209 | 07-01-20    | 50,873       | 50,873               | operational          | NA | NA | NA | NA | NA | - | NA | NA |  |
| 210 | SHREE TRADERS                              | OC-210 | 06-Dec-19   | 50,000       | 50,000               | operational          | NA | NA | NA | NA | NA | - | NA | NA |  |
| 211 | URMILA MANUJA                              | OC-211 | 04-12-19    | 36,995       | 36,995               | operational          | NA | NA | NA | NA | NA | - | NA | NA |  |
| 212 | SATYA DISTRIBUTERS                         | OC-212 | 07-01-20    | 31,160       | 31,160               | operational          | NA | NA | NA | NA | NA | - | NA | NA |  |
| 213 | SINGHAL BUILDING MATERIAL                  | OC-213 | 07-01-20    | 29,963       | 29,963               | operational          | NA | NA | NA | NA | NA | - | NA | NA |  |
| 214 | SUNIL CEMENT STORE                         | OC-214 | 06-12-19    | 26,107       | 26,107               | operational          | NA | NA | NA | NA | NA | - | NA | NA |  |
| 215 | Bihari Lal & Sons                          | OC-215 | 07-01-20    | 25,997       | 25,997               | operational          | NA | NA | NA | NA | NA | - | NA | NA |  |
| 216 | BALAJI TRADERS                             | OC-216 | 06-12-19    | 25,138       | 25,138               | operational          | NA | NA | NA | NA | NA | - | NA | NA |  |
| 217 | AMBEY JI CEMENT AGENCY                     | OC-217 | 06-12-19    | 24,389       | 24,389               | operational          | NA | NA | NA | NA | NA | - | NA | NA |  |
| 218 | AGARWAL MARBLE & SANITARY STORE            | OC-218 | 04-12-21    | 21,406       | 21,406               | operational          | NA | NA | NA | NA | NA | - | NA | NA |  |
| 219 | SHRI RAM AND SONS                          | OC-219 | 06-12-19    | 14,400       | 14,400               | operational          | NA | NA | NA | NA | NA | - | NA | NA |  |
| 220 | SHREE VINAYAK ENTERPRISES                  | OC-220 | 06-Dec-19   | 10,976       | 10,976               | operational          | NA | NA | NA | NA | NA | - | NA | NA |  |
| 221 | GONIANA CEMENT STORE                       | OC-221 | 04-12-19    | 50,000.00    | 50,000.00            | operational          | NA | NA | NA | NA | NA | - | NA | NA |  |
| 222 | BIHARI JI TRADERS                          | OC-222 | 23-01-20    | 80,625       | 80,625               | operational          | NA | NA | NA | NA | NA | - | NA | NA |  |
| 223 | Central Railside Warehouse Company Limited | OC-223 | 04-12-21    | 2,974,979    | 2,974,979            | operational          | NA | NA | NA | NA | NA | - | NA | NA |  |
|     |  |        |             | <b>Total</b> | <b>7,572,339,199</b> | <b>7,572,339,199</b> |    |    |    |    |    |   |    |    |  |



Annexure - 9

List of other creditors (Other than financial creditors and operational creditors)

| Sl. No. | Name of creditor | Identification No. | Details of claim received |                | Details of claim admitted |                 |                                     |                             |                        | Amount of contingent claim | Amount of any mutual dues, that may be set-off | Amount of claim not admitted | Amount of claim under verification | Remarks, if any |    |
|---------|------------------|--------------------|---------------------------|----------------|---------------------------|-----------------|-------------------------------------|-----------------------------|------------------------|----------------------------|--|------------------------------|------------------------------------|-----------------|----|
|         |                  |                    | Date of receipt           | Amount claimed | Amount of claim admitted  | Nature of claim | Amount covered by security interest | Amount covered by guarantee | Whether related party? |                            |  |                              |                                    |                 |    |
| NA      | NA               | NA                 | NA                        | NA             | NA                        | NA              | NA                                  | NA                          | NA                     | NA                         | NA   | NA                           | NA                                 | NA              | NA |



*[Handwritten signature]*